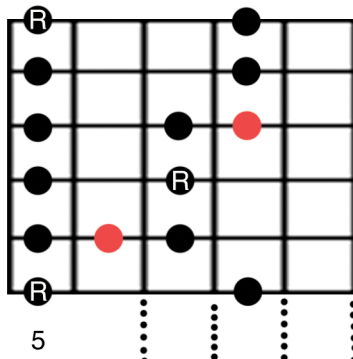


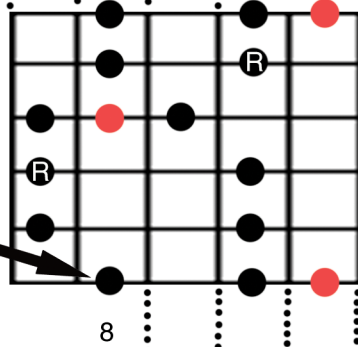
# The Blues Scale 5 shapes

Minor Blues  
or shape 1

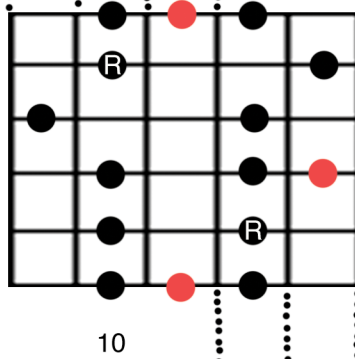


Major blues  
or shape 2

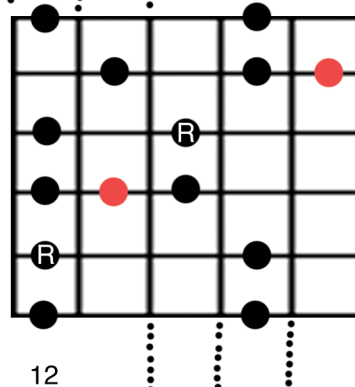
Please note if playing major blues the root note will be  
The root will also shift accordingly for the other shapes



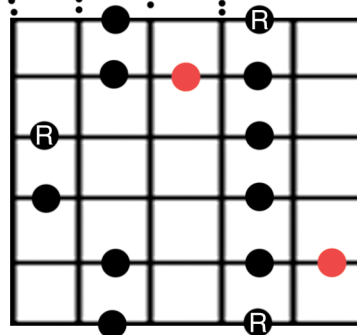
Shape 3



Shape 4



Shape 5



15  
or 3

Ok, To the left are the 5 shapes of the blues scale. The blues scale is basically a Pentatonic scale with an added note (a b5). The added note transforms the sound of a Pentatonic to a more bluesy sounds but DON'T hang about on the blues note as it will sound awful, if used as a passing note the blues note (b5) will add that special blues sound giving new life to what can sometime become a boring Pentatonic sound.

Don't be fooled by the name of the scale (blues) as you can use this scale over pretty much any genre of music and it will sound absolutely brilliant if learnt and used correctly.

For ideas on how to use this scale check out my youtube channel "crashmonk1"

One of the most Effective ways to learn these shapes is to start by looking at each shape individually for approx 90 seconds without actually playing the guitar, then imagine playing the scale as you read through it, thinking about the fret spaces (intervals) between each note and trying to remember the patterns on each string. Eventually building the image of the whole shape in your mind without needing the guitar in hand. Then try to play the shape on the guitar.

Repeat this process until all shapes have been memorized!!

This is one way of ensuring the image stays in the mind.